

3M Science.
Applied to Life.™

3M™ Trizact™ Finesse-it™ Paint Defect Repair System

Defect-free finishes made easy.

A complete,
easy-to-use sanding
and polishing
system




The fast, two-step
way to reduce minor
paint defects

BLEND SUPPLY

DISTRIBUTOR OF COATINGS, TOOLS & REFINISH SUPPLIES
817-529-7710 | orders@blendsupply.com

Now you're ju from a defect-



The science of smooth

The 3M™ Trizact™ Finesse-it™ Paint Defect Repair System is proven to deliver high-quality repairs of minor clearcoat defects, such as dust and minor scratches. Already the industry leader, this trusted system is now made even better with next-generation polishes, foam pads and abrasives.


▶ Step 1: Sand

- Level/remove the defect
- Sand the defect for 1 to 3 seconds, depending on the size of the defect
- Wipe the area clean with a Scotch-Brite™ High Performance Cloth

Basic starting sequences


Type of finish	Sand
1K Clearcoat	466LA, Grade A5
2K Clearcoat	464LA, Grade A5
	468LA, Grade A5

1997 - 466LA



This tri-cut pattern is designed for consistent cut and finish. Introduced in 1992, it was the first micro-replicated product offered by 3M.

2011 - 464LA



The first open channel Trizact abrasive was introduced in 2011. This design allows sanding residue to be easily swept away.



BLEND SUPPLY

DISTRIBUTOR OF COATINGS, TOOLS & REFINISH SUPPLIES

817-529-7710 | orders@blendsupply.com

Just 2 steps away from a free finish!



BLEND SUPPLY

DISTRIBUTOR OF COATINGS, TOOLS & REFINISH SUPPLIES
817-529-7710 | orders@blendsupply.com




▶ Step 2: Polish

- Apply a small drop of polish on the sanded area
- Spread the polish evenly over the spot using the buffing pad, without running the buffer, then polish for 8 to 12 seconds
- Wipe the area clean with a Scotch-Brite™ High Performance Cloth

Polish	
Finesse-it Purple	Gray Pad
	Orange Pad
K211	Orange Pad
K215	Gray Pad

2016 - 468LA



This newest pattern was designed to provide faster breakdown and start time while requiring less unit pressure. Its unique design allows for greater disc life and productivity.

The right tools for the job

This 3M system offers multiple options to meet your individual needs. Are you experiencing difficulties with:

- Your abrasive not cutting fast enough?
- Removing the abrasive sand scratch?
- Seeing haze?
- Your polishing time taking too long?

We're happy to help! Reach out to your 3M Sales Representative or 3M Technical Service Representative for assistance.

The secret of the fast, fine and predictable finish of the Finesse-it system lies in the unique construction of the 3M™ Trizact™ Finesse-it™ Film Discs.

Using patented 3M microreplication technology, micron-graded mineral particles are formed into tiny pyramids or structures of abrasive mineral, that is coated on a non-compressible polyester backing. As these structures containing abrasive minerals wear, fresh, sharp mineral is continually exposed to give you a **consistent cut and a predictable, fine finish.**

▶ Step 1: Sanding

	Product Name	Description	Size	UPC Number	Picture
Abrasives	3M™ Trizact™ Finesse-it™ Film Discs 468LA	Grade A3	1-1/4" diameter	051125-87188-4	
			1-3/8" scalloped	051125-87189-1	
		Grade A5	1-1/4" diameter	051125-87190-7	
			1-3/8" scalloped	051125-87191-4	
		Grade A7	1-1/4" diameter	051125-87192-1	
			1-3/8" scalloped	051125-87193-8	
	3M™ Trizact™ Finesse-it™ Film Discs 464LA	Grade A3 Best finish	1-1/4" diameter	051141-27610-6	
			1-3/8" scalloped	051141-28154-4	
		Grade A5 Fine finish	1-1/4" diameter	051141-27611-3	
			1-3/8" scalloped	051141-28155-1	
		Grade A7 Fastest cut	1-1/4" diameter	051141-27612-0	
			1-3/8" scalloped	051141-28156-8	
3M™ Trizact™ Finesse-it™ Film Discs 466LA	Grade A3 Best finish	1-1/4" diameter	051141-20515-1		
		1-3/8" scalloped	051141-20514-4		
	Grade A5 Fine finish	1-1/4" diameter	051111-56251-2		
		1-3/8" scalloped	051111-61637-6		
	Grade A7 Fastest cut	1-1/4" diameter	051111-56288-8		
		1-3/8" scalloped	051111-56285-7		
Machine Sanding Accessories	3M™ Elite Series Mini Orbital Sander	Sanding tools for 3M™ Trizact™ Discs	1-1/4" diameter	051141-28737-9	
	3M™ Mini Random Orbital Nib Sander			051141-20244-0	
	3M™ Finesse-it™ Roloc™ Sanding Pad 02345	Sanding Pad	1-1/4" diameter	051111-50198-6	
Hand Sanding Accessories	3M™ Finesse-it™ Hand Sanding Pad	Standard	1-1/4" diameter	051111-50199-3	
		Contoured		051135-92499-0	

Sanding Product Selection Guidelines

Finer → Fine

Less Aggressive → More Aggressive

A3 → A5 → A7

Trizact film discs are available in three grades, for use on a variety of topcoats and to accommodate most finish and process requirements.

Polishing Product Selection Guidelines

Fine → Finer

Fast → Faster

Finish: FM, P, EF, K215GP, K211, FF, UF

Cut: UF, FF, EF, K211, P, K215GP, FM

FM = Finishing Material
 P = Purple K215 K211 EF = Extra Fine
 FF = Final Finish UF = Ultra Fine

* Loop material on one side, vinyl on other. Use with PSA discs on 3M Sander 3125.



■ For Polishing OEM Clear Coats
 ■ Other Finesse-it Polishes*

► Step 2: Polishing

	Product Name	Description	Size	UPC Number	Picture
Pads	 <p>BLEND SUPPLY DISTRIBUTOR OF COATINGS, TOOLS & REFINISH SUPPLIES 817-529-7710 orders@blendsupply.com</p> <p>3M™ Finesse-it™ Buffing Pads*</p>	Gray Foam	3-1/4"	051141-28878-9	
		Gray Foam	3-3/4"	051141-28879-6	
		Gray Foam	5-1/4"	051141-28880-2	
		Gray Foam, Flat Face	3-1/2"	051141-28873-4	
		Orange Foam / White Loop	3-1/4"	051111-51151-0	
		Orange Foam / Black Loop	3-1/4"	051111-60527-1	
		Orange Foam / White Loop	3-3/4"	051111-51158-9	
		Orange Foam / White Loop	5-1/4"	051111-51076-6	
		Orange Foam / Black Loop	5-1/4"	051111-60528-8	
		Red Foam	3-1/4"	051141-28874-1	
		Red Foam	3-3/4"	051141-28875-8	
		Red Foam	5-1/4"	051141-28876-5	
		Red Foam, Flat Face	3-1/2"	051141-28877-2	
		Green Foam	3-1/4"	051141-28869-7	
		Green Foam	3-3/4"	051141-28870-3	
		Green Foam	5-1/4"	051141-28871-0	
		Green Foam, Flat Face	3-1/2"	051141-28872-7	
		White Foam / Black Loop	3"	051111-60799-2	
		Open Cell White Foam / White Loop	3-3/4"	051141-20271-6	
		White Foam / Black Loop	5-1/4"	051135-92500-3	
Open Cell White Foam	5-1/4"	051141-28401-9			
3M™ Hookit™ Clean Sanding Low Profile Disc Pad	Backup Pad for 3M™ Finesse-it™ Foam Buffing Pad	3" diameter	051141-20350-8		
3M™ Hookit™ Clean Sanding Low Profile Finishing Disc Pad	With Vacuum Grooves	5" diameter- with vacuum grooves	051111-51042-1		
Polishing Compounds	3M™ Finesse-it™ Polish - Extra Fine	EF (Extra Fine)	1gallon	051131-06002-9	
	3M™ Finesse-it™ Final Finish	FF (Final Finish)	1 liter	051144-82877-7	
			1gallon	051144-82878-4	
	3M™ Finesse-it™ Polish - Purple	P (Purple)	1gallon	051111-51157-2	
	3M™ Finesse-it™ Finishing Material	FM (Finishing Material)	1 liter	051144-81235-6	
			1gallon	051144-13084-9	
3M™ Finesse-it™ Polish - K215GP	Fine Finish	1gallon	051141-28881-9		
3M™ Finesse-it™ Polish - K211	High Viscosity Polish	1gallon	051141-28695-2		
Tools and Accessories	3M™ Buffer PN28333	Buffer	3" Diameter	051141-28333-3	
	3M™ Palm Buffer PN28769	Buffer	3" Diameter	051141-28769-0	
	3M™ Buffer PN28631	Buffer (Rotary)	3" Diameter	051141-28631-0	
	3M™ Buffer PN28392	Buffer	5" Diameter	051141-28392-0	
	Scotch-Brite™ High Performance Cleaning Cloth	N/A	N/A	048011-26224-1	



Sanding tips & techniques

- Start and stop tool on the work surface.
- Use water as a lubricant during sanding.
- Spray the abrasive disc with water before use.
- Make sure the backup pad is dry when replacing the disc.
- Sand in a small circular motion with the pad flat against the surface.

Polishing tips & techniques

- Start the tool on the work surface.
- Do not “free spin” the tool.
- The buffer air line pressure needs to be set at 80 to 90 psi while the tool is running.
- Stop the tool before removing it from the work surface.

**Call your 3M Sales Representative at 1-866-279-1235 or
3M Technical Service Representative today!**

Product Selection and Use: Many factors beyond 3M’s control and uniquely within user’s knowledge and control can affect the use and performance of a 3M product in a particular application. As a result, customer is solely responsible for evaluating the product and determining whether it is appropriate and suitable for customer’s application, including conducting a workplace hazard assessment and reviewing all applicable regulations and standards (e.g., OSHA, ANSI, etc.). Failure to properly evaluate, select, and use a 3M product and appropriate safety products, or to meet all applicable safety regulations, may result in injury, sickness, death, and/or harm to property.

Warranty, Limited Remedy, and Disclaimer: Unless a different warranty is specifically stated on the applicable 3M product packaging or product literature (in which case such warranty governs), 3M warrants that each 3M product meets the applicable 3M product specification at the time 3M ships the product. 3M MAKES NO OTHER WARRANTIES OR CONDITIONS, EXPRESS OR IMPLIED, INCLUDING, BUT NOT LIMITED TO, ANY IMPLIED WARRANTY OR CONDITION OF MERCHANTABILITY, FITNESS FOR A PARTICULAR PURPOSE, OR ARISING OUT OF A COURSE OF DEALING, CUSTOM, OR USAGE OF TRADE. If a 3M product does not conform to this warranty, then the sole and exclusive remedy is, at 3M’s option, replacement of the 3M product or refund of the purchase price.

Limitation of Liability: Except for the limited remedy stated above, and except to the extent prohibited by law, 3M will not be liable for any loss or damage arising from or related to the 3M product, whether direct, indirect, special, incidental, or consequential (including, but not limited to, lost profits or business opportunity), regardless of the legal or equitable theory asserted, including but not limited to, warranty, contract, negligence or strict liability.



Abrasive Systems Division
3M Center, Building 223-6S-03
St. Paul, MN 55144-1000
1-866-279-1235
www.3M.com/abrasives

Please recycle. Printed in USA.
© 3M 2018. All rights reserved.
Issued: 06/18 14355HB
61-5002-8419-7 Rev.D

3M, Finesse-it, Hookit, Roloc, Trizact,
and Scotch-Brite are trademarks of 3M Company.
Used under license by 3M subsidiaries and affiliates.